



Icon Brickell

465 Brickell Av
Miami, FL 33131

Every month we compile this comprehensive market report focus on Icon Brickell in this convenient and easy to read format. Our datas comes from more than six different sources including MLS Associations, County Offices and Financial Institutions. Get this report for free every month on our website iconbrickellcondosforsale.com.

Property Stats

POSTAL CODE 33131

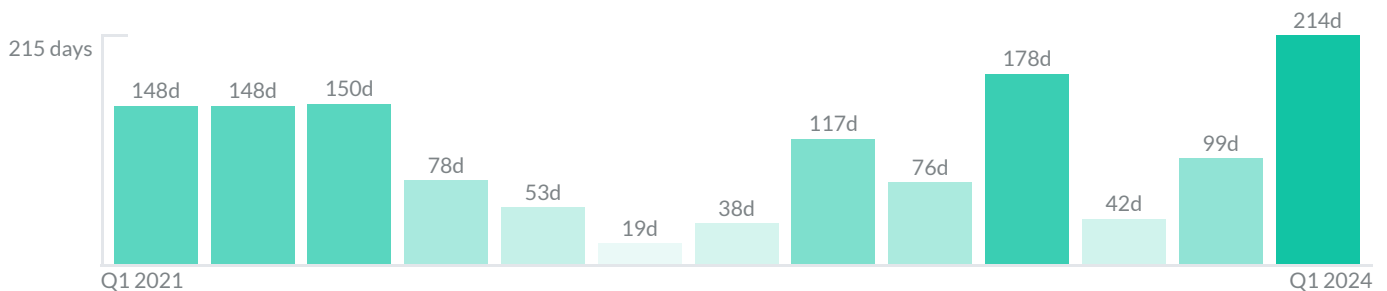
The property stats graph represents the median price evolution since ten years in your postal code area.



Similar Properties

DAYS ON THE MARKET

Everyday 3 months we monitor how many days it takes for similar properties to be sold. This is also a good indicator to know when to buy or sale!



Mortgage Rates

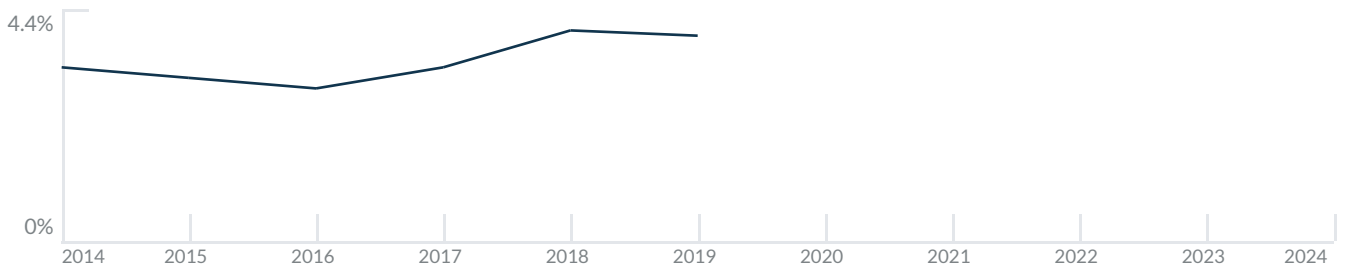
PER YEAR

Understanding mortgage economics is important when you want to buy with a loan. Below is the historical yearly average mortgage rates in the Unites States retrieved from Freddie Mac©

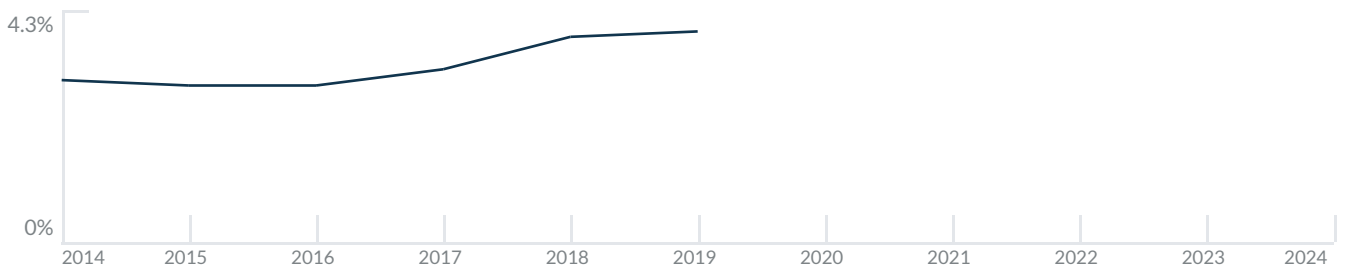
30 YEARS FIXED 4.4%



15 YEARS FIXED 3.9%



5/1-YEAR ADJUSTABLE 3.9%



Schools

CLOSEST

Having good schools nearby is important if you have kids or plan to rent or sell your home. Ratings are retrieved from the leading independent and nonprofit GreatSchools©

ELEMENTARY SCHOOL	MIDDLE SCHOOL	HIGH SCHOOL
Alpha Charter Of Aspire Eng	Genio Maria De Hostos Youth Leadership Charter School	World School Of The Arts
1/10	1/10	10/10

Insights

IN ICON BRICKELL

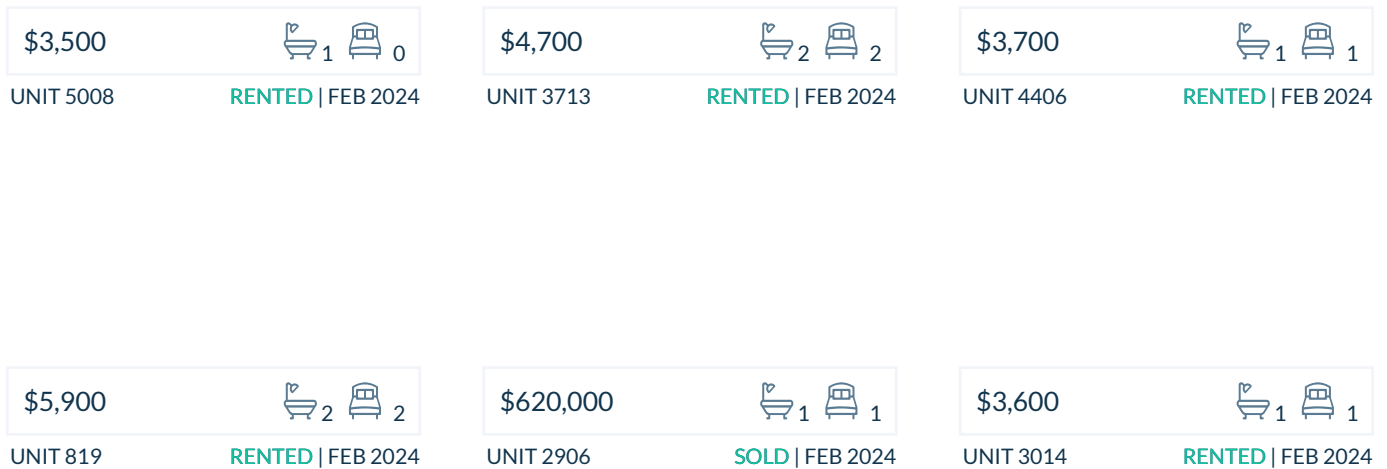
Below the average listing prices of available unit per property type.



Activity

SOLD OR RENTED

Below the latest transactions reported by the local MLS Association for Icon Brickell



Sold

LAST 20 PROPERTIES SOLD IN ICON BRICKELL

Unit	Price	Beds/Baths	\$/Sqft	Sqft	Buying Date	Days on Market
2906	\$620,000	1/1	\$759.8	816	Feb 2024	273
1014	\$620,000	1/1	\$776.9	798	Feb 2024	154
2603	\$1,249,000	2/2	\$951.3	1,313	Dec 2023	84
4413	\$825,000	2/2	\$815.2	1,012	Dec 2023	251
1605	\$995,000	2/2	\$757.8	1,313	Dec 2023	95
2010	\$439,000	0/1	\$804.0	546	Nov 2023	33
5008	\$459,000	0/1	\$767.6	598	Oct 2023	14
1006	\$600,000	1/1	\$735.3	816	Oct 2023	326
4013	\$799,000	2/2	\$789.5	1,012	Oct 2023	76
4015	\$845,000	2/2	\$723.5	1,168	Oct 2023	5
4415	\$875,000	2/2	\$749.1	1,168	Oct 2023	7
3605	\$1,225,000	2/2	\$933.0	1,313	Sep 2023	42
5002	\$1,125,000	2/2	\$886.5	1,269	Jun 2023	54
2915	\$840,000	2/2	\$719.2	1,168	Jun 2023	273
4505	\$1,197,000	2/2	\$911.7	1,313	May 2023	308
4811	\$599,000	1/1	\$734.1	816	May 2023	7
2901	\$1,595,000	3/3	\$874.0	1,825	May 2023	113
3407	\$955,000	2/2	\$653.7	1,461	May 2023	258
2605	\$1,100,000	2/2	\$837.8	1,313	May 2023	386
5708	\$730,000	1/1	\$740.4	986	Apr 2023	162

Rented

LAST 20 PROPERTIES RENTED IN ICON BRICKELL

Unit	Price	Beds/Baths	\$/Sqft	Sqft	Rented Date	Days on Market
5008	\$3,500	0/1	\$5.9	598	Feb 2024	56
3713	\$4,700	2/2	\$4.6	1,012	Feb 2024	64
4406	\$3,700	1/1	\$4.5	816	Feb 2024	76
819	\$5,900	2/2	\$4.5	1,325	Feb 2024	33
1018	\$5,500	2/2	\$4.2	1,325	Feb 2024	88
3014	\$3,600	1/1	\$4.5	798	Feb 2024	53
3909	\$5,300	2/2	\$4.5	1,167	Feb 2024	43
2301	\$7,800	3/3	\$4.3	1,825	Feb 2024	115
3306	\$3,650	1/1	\$4.5	816	Feb 2024	74
3013	\$5,250	2/2	\$5.2	1,012	Jan 2024	6
5307	\$4,500	1/1	\$4.0	1,120	Jan 2024	19
4813	\$4,900	2/2	\$4.8	1,012	Jan 2024	140
4407	\$6,000	2/2	\$4.7	1,290	Jan 2024	28
2310	\$2,950	0/1	\$5.4	546	Jan 2024	20
4514	\$4,350	1/1	\$5.5	798	Jan 2024	25
2415	\$5,100	2/2	\$4.4	1,168	Dec 2023	119
2405	\$6,500	2/2	\$5.0	1,313	Dec 2023	130
414	\$3,600	1/1	\$4.5	798	Dec 2023	24
2912	\$3,750	1/1	\$4.0	947	Dec 2023	17
3113	\$4,800	2/2	\$4.7	1,012	Nov 2023	19

Currently Listed

ACTIVE LISTINGS 1/6

Unit	Price	Beds/Baths	\$/Sqft	Sqft	Listing Date	Owner
418	\$1,125,000	2/2	\$849.1	1325	Dec 2023	FRANCISCO J...
506	\$630,000	1/1	\$772.1	816	May 2023	MIMMO ANT...
506	\$4,500/mth	1/1	\$5.5	816	Jun 2023	MIMMO ANT...
506	\$605,000	1/1	\$741.4	816	Nov 2023	MIMMO ANT...
518	\$5,700/mth	3/2	\$4.3	1325	Feb 2024	
604	\$3,500/mth	1/1	\$5.9	597	Feb 2024	KRISTEN SINI...
712	\$10,000/mth	2/2	\$6.3	1578	Nov 2022	
801	\$1,850,000	3/3	\$935.8	1977	Feb 2024	
808	\$475,000	0/1	\$794.3	598	Feb 2024	N/A
808	\$3,500/mth	0/1	\$5.9	598	Jan 2024	N/A
819	\$1,350,000	2/2	\$1,018.9	1325	Nov 2023	FRANCOIS J G...
906	\$618,000	1/1	\$757.4	816	Feb 2024	PAWEL CISZE...
1006	\$3,750/mth	1/1	\$4.6	816	Aug 2023	N/A
1104	\$3,350/mth	1/1	\$5.6	597	Aug 2022	N/A
1406	\$4,500/mth	1/1	\$5.5	816	Feb 2024	N/A
1506	\$722,000	1/1	\$884.8	816	Feb 2024	VAG Investme...
1506	\$4,800/mth	1/1	\$5.9	816	Feb 2024	VAG Investme...
1510	\$3,150/mth	0/1	\$5.8	546	Feb 2024	FABIO TRONI...
1602	\$6,600/mth	2/2	\$5.2	1269	Feb 2024	SERGIO ADA...
1610	\$3,000/mth	0/1	\$5.5	546	Feb 2024	JULIO ESTEBA...

Currently Listed

ACTIVE LISTINGS 2/6

Unit	Price	Beds/Baths	\$/Sqft	Sqft	Listing Date	Owner
1809	\$5,600/mth	2/2	\$4.8	1167	Nov 2022	GALINA SVER...
1813	\$4,700/mth	2/2	\$4.6	1012	Dec 2023	CARLOS E TRE...
1904	\$3,300/mth	1/1	\$4.5	726	Feb 2024	CARLOS BER...
1911	\$4,600/mth	1/1	\$5.6	816	Feb 2024	YUSUF MEN B...
1913	\$6,900/mth	2/2	\$6.8	1012	Feb 2024	JOSE A SANT...
2003	\$5,500/mth	2/2	\$4.2	1313	Jun 2023	OMAR DIAZ S...
2003	\$1,439,999	2/2	\$1,096.7	1313	Feb 2024	OMAR DIAZ S...
2107	\$7,500/mth	2/2	\$5.8	1290	Oct 2023	N/A
2209	\$6,200/mth	2/2	\$5.3	1167	Feb 2024	DAVID CASEY
2304	\$3,500/mth	1/1	\$5.9	597	Dec 2023	EDUARDO GU...
2304	\$3,500/mth	1/1	\$5.9	597	Feb 2024	EDUARDO GU...
2308	\$425,000	0/1	\$710.7	598	Feb 2024	N/A
2405	\$6,500/mth	2/2	\$5.0	1313	Feb 2024	ALFREDO E H...
2408	\$3,000/mth	0/1	\$5.0	598	Aug 2023	FRANCO TUTI...
2413	\$815,000	2/2	\$805.3	1012	Feb 2024	EMANUELE R...
2509	\$850,000	2/2	\$728.4	1167	Jan 2024	STANLEY M S...
2510	\$2,895/mth	0/1	\$5.3	546	Jun 2023	RAPHAEL WEI...
2512	\$4,300/mth	1/1	\$5.4	798	Feb 2024	BASAK NACIY...
2601	\$1,850,000	3/3	\$1,013.7	1825	Aug 2023	JAMES B RUBI...
2705	\$6,800/mth	2/2	\$5.2	1313	Feb 2024	MEERA BURM...

Currently Listed

ACTIVE LISTINGS 3/6

Unit	Price	Beds/Baths	\$/Sqft	Sqft	Listing Date	Owner
2709	\$880,000	2/2	\$754.1	1167	Nov 2022	JOFFRE LEON
2805	\$1,350,000	2/2	\$1,028.2	1313	Jul 2023	
2811	\$4,800/mth	1/1	\$5.9	816	Jun 2023	INTERCORP...
2907	\$1,090,000	2/2	\$845.0	1290	Feb 2024	ANTONIO ME...
2909	\$915,000	2/2	\$784.1	1167	Nov 2022	IAN SHAPIRO
2909	\$915,000	2/2	\$784.1	1167	Jun 2023	IAN SHAPIRO
3007	\$6,500/mth	2/2	\$5.0	1290	Apr 2023	
3007	\$5,250/mth	2/2	\$4.1	1290	Jun 2023	
3105	\$7,300/mth	2/2	\$5.6	1313	Dec 2023	FERNANDO...
3108	\$450,000	0/1	\$752.5	598	Jun 2023	
3113	\$4,900/mth	2/2	\$4.8	1012	Sep 2023	GABRIELA DE...
3202	\$1,263,000	2/2	\$995.3	1269	Feb 2024	N/A
3204	\$4,200/mth	1/1	\$7.0	597	Dec 2023	FAYE BOSS
3308	\$3,200/mth	0/1	\$5.4	598	Jun 2023	JORGE EDUA...
3504	\$3,500/mth	1/1	\$5.9	597	Feb 2024	
3509	\$1,000,000	2/2	\$856.9	1167	Apr 2023	LUCIANO R F...
3509	\$875,000	2/2	\$749.8	1167	Jul 2023	LUCIANO R F...
3509	\$845,000	2/2	\$724.1	1167	Oct 2023	LUCIANO R F...
3510	\$429,000	0/1	\$785.7	546	Feb 2024	ALIREZA ALA...
3512	\$3,600/mth	1/1	\$4.5	798	Feb 2024	KARTHIK KO...

Currently Listed

ACTIVE LISTINGS 4/6

Unit	Price	Beds/Baths	\$/Sqft	Sqft	Listing Date	Owner
3514	\$625,000	1/1	\$783.2	798	Jul 2023	JUAN PONT B...
3605	\$8,500/mth	2/2	\$6.5	1313	Jul 2023	N/A
3606	\$639,000	1/1	\$679.8	940	Oct 2023	N/A
3711	\$4,100/mth	1/1	\$5.0	816	Aug 2022	N/A
3804	\$3,700/mth	1/1	\$6.2	597	Jun 2023	KAY MCCAUL...
3810	\$3,000/mth	0/1	\$5.5	546	Feb 2024	N/A
3813	\$999,000	2/2	\$987.2	1012	Sep 2023	DANIEL E RO...
3905	\$1,350,000	2/2	\$1,028.2	1313	Aug 2023	ALAN LOMBA...
3909	\$825,000	2/2	\$706.9	1167	Feb 2024	N/A
4005	\$6,900/mth	2/2	\$5.3	1313	Apr 2023	JORGE LINARES
4108	\$3,800/mth	0/1	\$6.4	598	May 2023	JORGE GALA...
4209	\$960,000	2/2	\$822.6	1167	Feb 2024	PATRIZIA MIL...
4310	\$3,500/mth	0/1	\$5.5	640	Jun 2023	RALF SCHWA...
4313	\$4,700/mth	2/2	\$4.6	1012	Nov 2022	LEONELE SOF...
4408	\$460,000	0/1	\$769.2	598	Feb 2024	N/A
4409	\$990,000	2/2	\$848.3	1167	Feb 2024	AMARJIT JAG...
4409	\$6,300/mth	2/2	\$5.4	1167	Feb 2024	AMARJIT JAG...
4412	\$3,500/mth	1/1	\$3.7	940	Feb 2024	PAT DAVY
4503	\$1,249,000	2/2	\$951.3	1313	Feb 2024	EDWARD M P...
4514	\$4,500/mth	1/1	\$5.6	798	Oct 2023	MARWAN EZ...

Currently Listed

ACTIVE LISTINGS 5/6

Unit	Price	Beds/Baths	\$/Sqft	Sqft	Listing Date	Owner
4514	\$4,400/mth	1/1	\$5.5	798	Nov 2023	MARWAN EZ...
4606	\$4,000/mth	1/1	\$4.9	816	Jan 2024	FEDERICO BR...
4609	\$5,500/mth	2/2	\$4.7	1167	Feb 2024	COMERCIALI...
4613	\$795,000	2/2	\$785.6	1012	Jan 2024	N/A
4702	\$6,250/mth	2/2	\$4.9	1269	Nov 2023	N/A
4802	\$6,800/mth	2/2	\$5.4	1269	Apr 2023	MARIA E MAC...
4914	\$650,000	1/1	\$814.5	798	Jun 2023	CARLOS ALBE...
4914	\$3,750/mth	1/1	\$4.7	798	Dec 2023	CARLOS ALBE...
4914	\$685,000	1/1	\$858.4	798	Feb 2024	CARLOS ALBE...
5002	\$8,000/mth	2/2	\$6.3	1269	Feb 2024	N/A
5013	\$8,900/mth	2/2	\$8.8	1012	Dec 2023	FONTENLA M...
5013	\$6,450/mth	2/2	\$6.4	1012	Feb 2024	FONTENLA M...
5101	\$11,500/mth	3/3	\$6.3	1825	Nov 2023	
5101	\$10,000/mth	3/3	\$5.5	1825	Jan 2024	
5105	\$7,400/mth	2/2	\$5.6	1313	Jan 2024	FERNANDO P...
5105	\$7,400/mth	2/2	\$5.6	1313	Feb 2024	FERNANDO P...
5109	\$972,000	2/2	\$832.9	1167	Apr 2023	PADAM BHAT...
5109	\$969,000	2/2	\$830.3	1167	Feb 2024	PADAM BHAT...
5113	\$860,000	2/2	\$849.8	1012	Oct 2023	N/A
5115	\$5,500/mth	2/2	\$4.7	1168	Mar 2023	KATHERINE...

Currently Listed

ACTIVE LISTINGS 6/6

Unit	Price	Beds/Baths	\$/Sqft	Sqft	Listing Date	Owner
5115	\$1,150,000	2/2	\$984.6	1168	Jun 2023	KATHERINE...
5301	\$2,150,000	3/3	\$1,178.1	1825	Feb 2024	SHANNON DE...
5302	\$7,000/mth	2/2	\$5.5	1269	Apr 2023	SHANNON DE...
5302	\$7,000/mth	2/2	\$5.5	1269	Jan 2024	SHANNON DE...
5302	\$1,250,000	2/2	\$985.0	1269	Feb 2024	SHANNON DE...
5302	\$7,000/mth	2/2	\$5.5	1269	Feb 2024	SHANNON DE...
5304	\$3,600/mth	1/1	\$6.0	597	Feb 2024	DOROTA SZY...
5305	\$1,500,000	2/2	\$1,142.4	1313	Feb 2024	JENS CANDE...
5408	\$3,350/mth	1/1	\$3.4	986	Feb 2024	
5508	\$590,000	1/1	\$598.4	986	Jan 2024	
5704	\$3,900/mth	1/1	\$6.5	597	Feb 2024	N/A